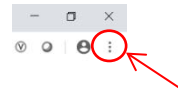


Disabling Pop-up Blockers

CHROME (WINDOWS)

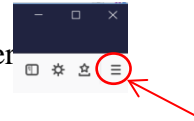
By default, Chrome will notify you when a pop-up window is blocked and give you an option to see it. Please follow those prompts. To manually turn off pop-up blocker, follow these instructions:

1. Click the **Customize and control Google Chrome** menu (the three dots in the upper right corner).
2. Select **Settings**.
3. Click **Advanced** at the bottom.
4. Under **Privacy and security**, click **Site Settings**.
5. Select **Pop-ups and redirects**.
6. To disable the pop-up blocker uncheck the **Blocked (recommended)** box.
7. **Close** the window.



FIREFOX (WINDOWS)

1. Select the **three horizontal bars** in the upper right corner.
2. Select **Options**.
3. Select the **Privacy and Security** tab.
4. To disable the pop-up blocker, uncheck the **Block pop-up windows** box below **Permissions**.
5. **Close** the window.
6. Click **OK**.



INTERNET EXPLORER (WINDOWS IE 8 AND EARLIER)

1. Click **Tools**.
2. Click **Pop-up Blocker**.
3. Click **Turn Off Pop-up Blocker**.

INTERNET EXPLORER (WINDOWS IE 9 AND LATER)

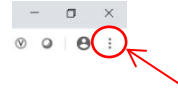
1. Click the **GEAR** icon and select **Internet Options**.
2. Select the **Privacy** tab.
3. Uncheck **Turn on Pop-up Blocker** to disable the pop-up blocker.
4. Click the **Settings** button to disable pop-up blockers for specific sites.
5. Click **OK**.



CHROME (MAC)

By default, Chrome will notify you when a pop-up window is blocked and give you an option to see it. Please follow those prompts. To manually turn off pop-up blocker, follow these instructions:

1. Click the **Customize and control Google Chrome** menu (the three dots in the upper right corner).
2. Select **Settings**.
3. Click **Advanced** at the bottom.
4. Under **Privacy and security**, click **Site Settings**.
5. Select **Pop-ups and redirects**.
6. To disable the pop-up blocker uncheck the **Blocked (recommended)** box.
7. **Close** the window.



FIREFOX (MAC)

1. Select **Preferences** from the **Firefox** menu.
2. Select the **Privacy and Security** tab.
3. To disable the pop-up blocker, uncheck the **Block pop-up windows box** below **Permissions**.
4. Close the window.
5. Click OK.

SAFARI (MAC)

1. From the **Safari** menu, select **Preferences**
2. Click **Websites** at the top of the window
3. Select **Pop-up Windows**.
4. To disable the pop-up blocker select **Allow** next to **When visiting other websites**.
5. To allow specific pop-ups, navigate to the web page, follow steps 1-3 and then select **Allow** next to the name of the site.